


### Luminaire Photograph



Light Output Ratio:	30.1%	
Luminaire Power:	15.81 W	
SHR Nominal:	0.50	Calculated using the TM5
SHR Maximum:	0.50	fine grid method.

C Range: 0 - 360DEG  
C Interval: 30.0DEG  
Test Speed: HIGH  
Temperature: 25.3 °C  
Operators: zoe  
Test Date: 2024-12-20

Range: 0 - 180DEG  
Interval: 1.0DEG  
Test System: EVERFINE GO-SPEX500\_V1 SYSTEM V2.00.461  
Humidity: 65.0%  
Test Distance: 3.160m [K=1.0000]  
Remarks: LAMP: NF2W757GRT-V4 Ra: 90  
LENS: KY-XLZ148-24R+HONEYCOMB LOUVER  
NOT DRIVER: 48V  
30minutes warm-up

## LUMINOUS INTENSITY DISTRIBUTION DIAGRAM

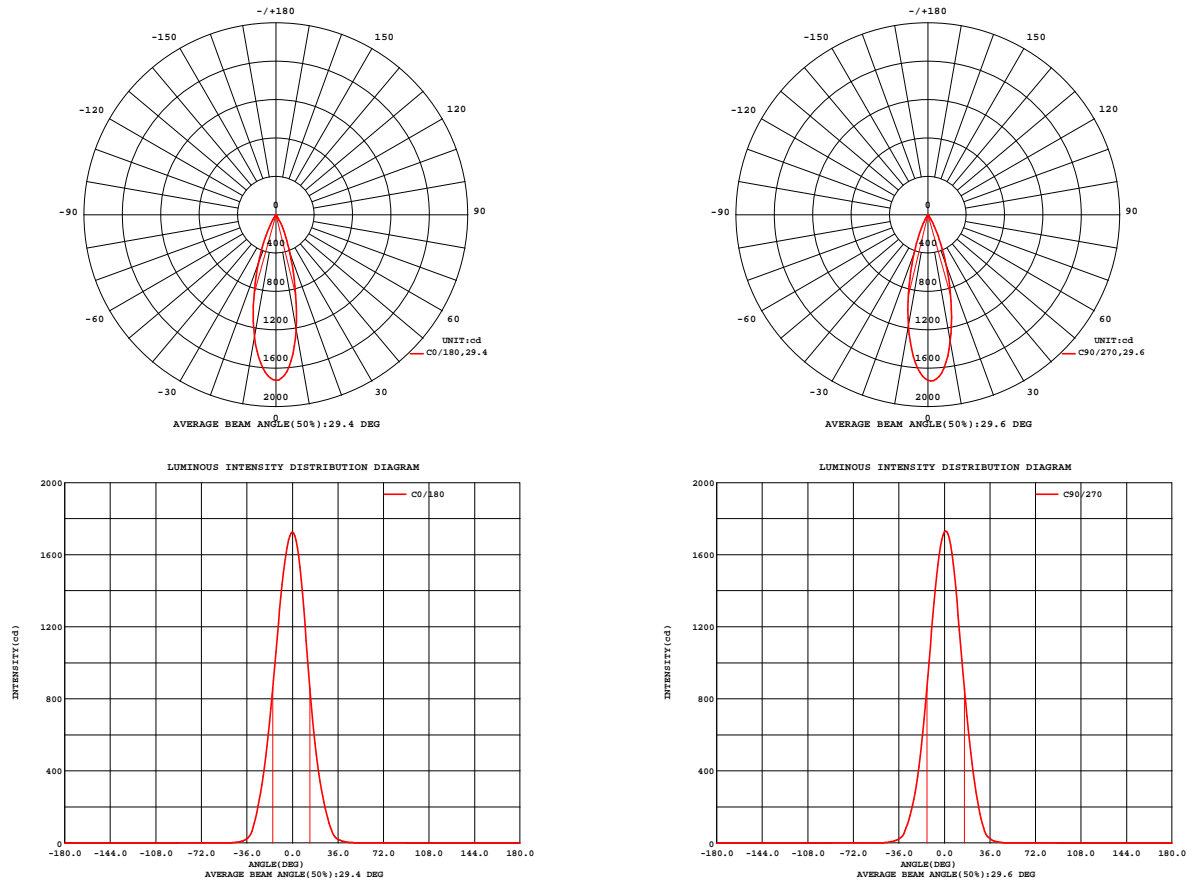


Fig. C0/C180

Fig. C90/C270

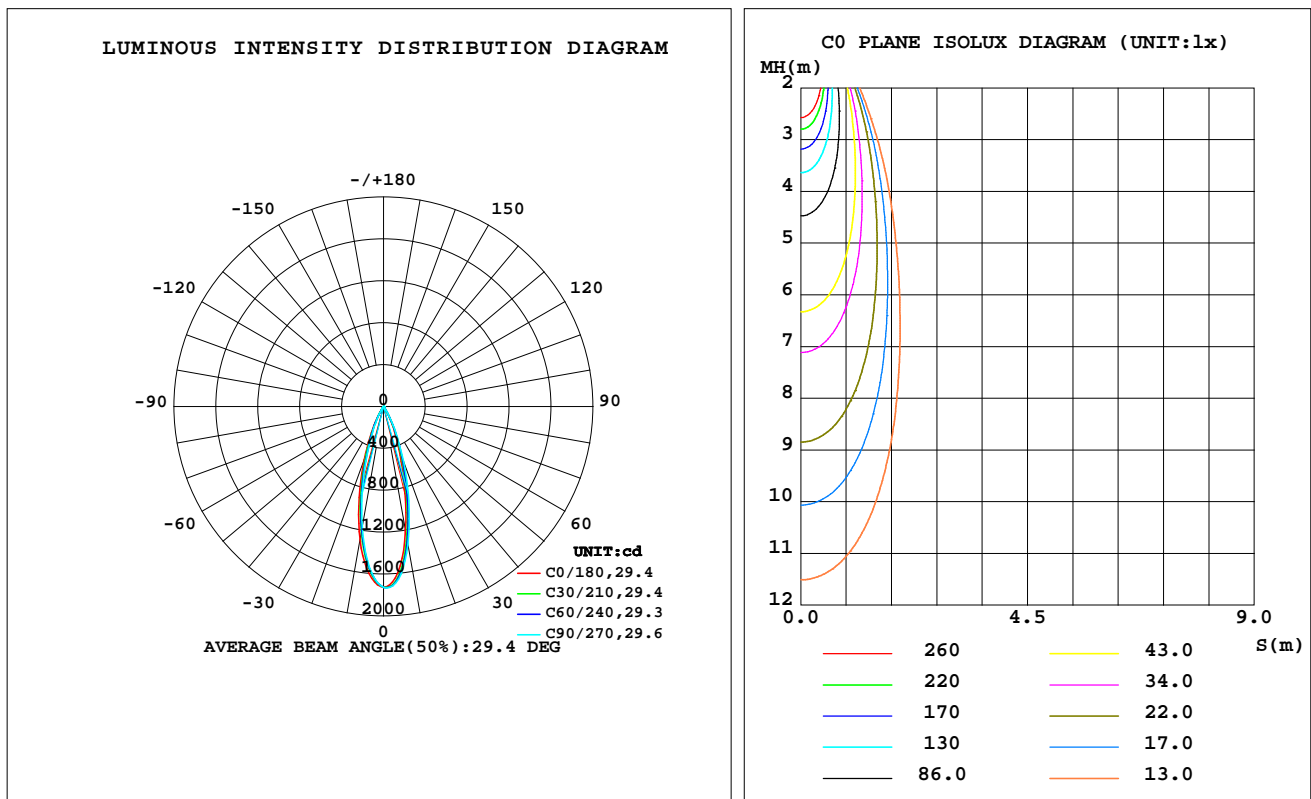
C Range: 0 - 360DEG  
C Interval: 30.0DEG  
Test Speed: HIGH  
Temperature: 25.3 °C  
Operators: zoe  
Test Date: 2024-12-20

Range: 0 - 180DEG  
Interval: 1.0DEG  
Test System: EVERFINE GO-SPEX500\_V1 SYSTEM V2.00.461  
Humidity: 65.0%  
Test Distance: 3.160m [K=1.0000]  
Remarks: LAMP: NF2W757GRT-V4 Ra: 90  
LENS: KY-XLZ148-24R+HONEYCOMB LOUVER  
NOT DRIVER: 48V  
30minutes warm-up

## LUMINAIRE PHOTOMETRIC TEST REPORT

Test:U:47.997V I:0.3295A P:15.815W PF:1.0000 Freq:49.99Hz Lamp Flux:1709.4x1 lm		
NAME: OZ48-KAHL-16	TYPE:	WEIGHT:
SPEC.: 3000K	DIM.:	SERIAL No.: 2412201483
MFR.: RISE	SUR.: 0.00413m2	Shielding Angle:

DATA OF LAMP		PHOTOMETRIC DATA Eff: 32.55 lm/W			
MODEL	Nichia	Imax(cd)	1732	S/MH(C0/180)	0.51
NOMINAL POWER(W)	16	LOR(%)	30.1	S/MH(C90/270)	0.46
RATED VOLTAGE(V)	48	TOTAL FLUX(lm)	514.76	UP,DN(C0-180)	0.0,15.7
NOMINAL FLUX(lm)	1709.4	CIE CLASS	DIRECT	UP,DN(C180-360)	0.0,14.4
LAMPS INSIDE	1	up(%)	0.0	CIBSE SHR NOM	0.50
TEST VOLTAGE(V)	48	down(%)	30.1	CIBSE SHR MAX	0.50



C Range: 0 - 360DEG  
C Interval: 30.0DEG  
Test Speed: HIGH  
Temperature:25.3℃  
Operators:zoe  
Test Date:2024-12-20

Range: 0 - 180DEG  
Interval: 1.0DEG  
Test System:EVERFINE GO-SPEX500\_V1 SYSTEM V2.00.461  
Humidity:65.0%  
Test Distance:3.160m [K=1.0000]  
Remarks: LAMP:NF2W757GRT-V4 Ra:90  
LENS:KY-XLZ148-24R+HONEYCOMB LOUVER  
NOT DRIVER:48V  
30minutes warm-up

## ZONAL FLUX DIAGRAM

### ZONAL FLUX DIAGRAM:

	C0	C45	C90	C135	C180	C225	C270	C315		zone	total	%lum,lamp
10	1213	1297	1342	1327	1295	1215	1176	1186	0- 10	141.3	141.3	27.5,8.27
20	434.7	502.2	563.0	568.7	539.2	473.6	424.1	418.4	10- 20	230.2	371.5	72.2,21.7
30	87.81	100.2	107.4	109.9	108.4	96.58	86.49	88.55	20- 30	117.3	488.9	95,28.6
40	9.416	10.35	9.957	9.677	9.777	10.49	10.42	10.68	30- 40	22.63	511.5	99.4,29.9
50	1.130	0.8734	0.9588	0.7665	1.010	0.8332	1.042	1.009	40- 50	3.001	514.5	99.9,30.1
60	0.0351	0.0253	0.0208	0.0242	0.0301	0.0247	0.0211	0.0247	50- 60	0.2270	514.7	100,30.1
70	0.0221	0.0149	0.0134	0.0169	0.0177	0.0163	0.0142	0.0156	60- 70	0.0199	514.7	100,30.1
80	0.0183	0.0127	0.0158	0.0102	0.0299	0.0111	0.0149	0.0119	70- 80	0.0159	514.8	100,30.1
90	0	0	0	0	0	0	0	0	80- 90	0.0116	514.8	100,30.1
100	0	0	0	0	0	0	0	0	90-100	0	514.8	100,30.1
110	0	0	0	0	0	0	0	0	100-110	0	514.8	100,30.1
120	0	0	0	0	0	0	0	0	110-120	0	514.8	100,30.1
130	0	0	0	0	0	0	0	0	120-130	0	514.8	100,30.1
140	0	0	0	0	0	0	0	0	130-140	0	514.8	100,30.1
150	0	0	0	0	0	0	0	0	140-150	0	514.8	100,30.1
160	0	0	0	0	0	0	0	0	150-160	0	514.8	100,30.1
170	0	0	0	0	0	0	0	0	160-170	0	514.8	100,30.1
180	0	0	0	0	0	0	0	0	170-180	0	514.8	100,30.1
DEG	LUMINOUS INTENSITY:cd									UNIT:lm		

C Range: 0 - 360DEG  
C Interval: 30.0DEG  
Test Speed: HIGH  
Temperature:25.3℃  
Operators:zoe  
Test Date:2024-12-20

Range: 0 - 180DEG  
Interval: 1.0DEG  
Test System:EVERFINE GO-SPEX500\_V1 SYSTEM V2.00.461  
Humidity:65.0%  
Test Distance:3.160m [K=1.0000]  
Remarks: LAMP:NF2W757GRT-V4 Ra:90  
LENS:KY-XLZ148-24R+HONEYCOMB LOUVER  
NOT DRIVER:48V  
30minutes warm-up

### LUMINANCE LIMITATION CURVES

Test:U:47.997V I:0.3295A P:15.815W PF:1.0000 Freq:49.99Hz  
Lamp Flux:1709.4x1 lm

NAME: OZ48-KAHL-16

TYPE:

WEIGHT:

SPEC.: 3000K

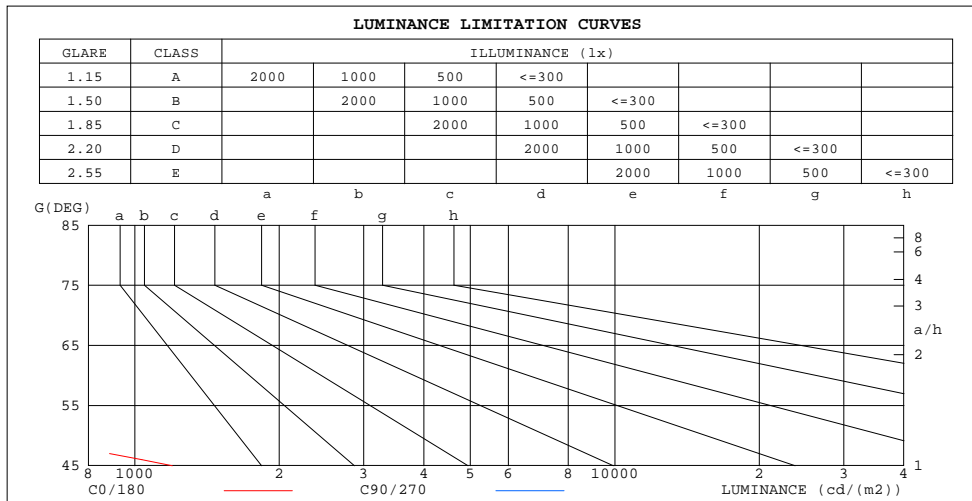
DIM.:

SERIAL No.: 2412201483

MFR.: RISE

SUR.: 0.00413m2

Shielding Angle:



LUMINANCE cd/(m2)		
G(180)	C0/180	C90/270
85	50	39
80	26	22
75	21	16
70	16	10
65	15	10
60	17	10
55	128	41
50	425	361
45	1198	1023

C Range: 0 - 360DEG  
C Interval: 30.0DEG  
Test Speed: HIGH  
Temperature:25.3℃  
Operators:zoe  
Test Date:2024-12-20

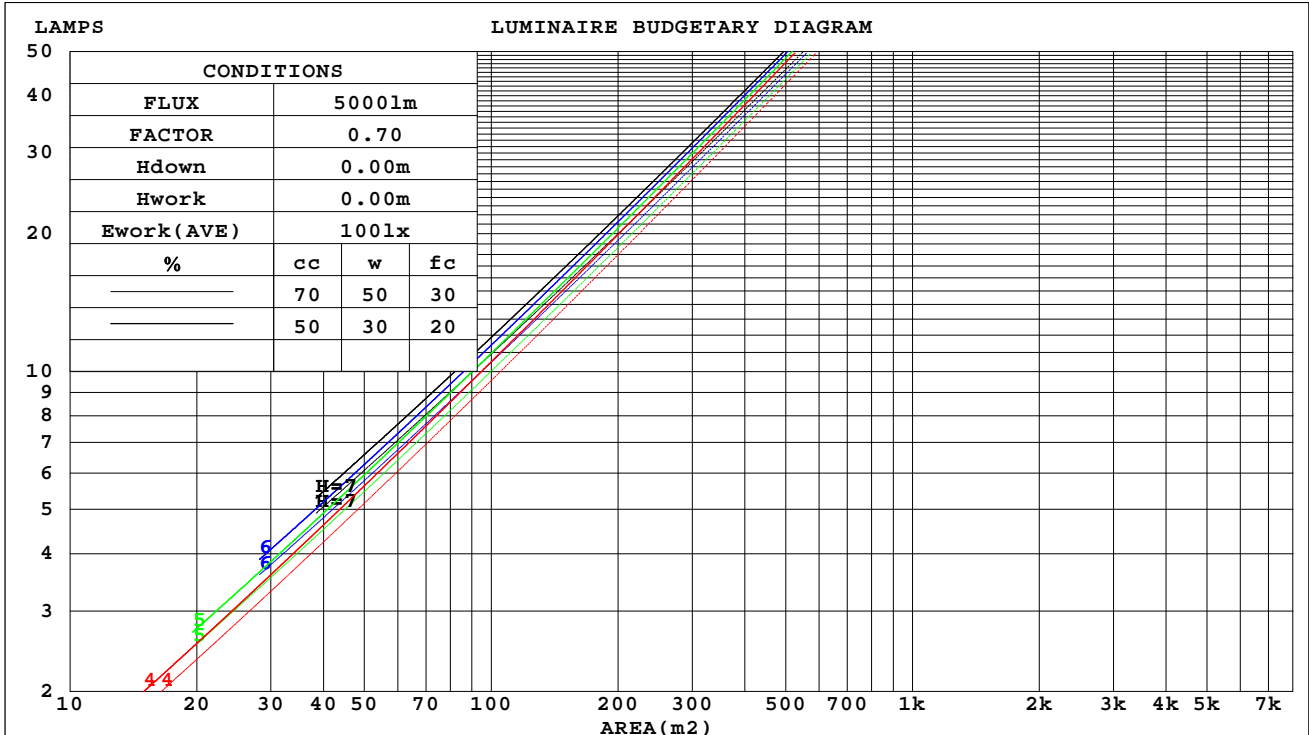
Range: 0 - 180DEG  
Interval: 1.0DEG  
Test System:EVERFINE GO-SPEX500\_V1 SYSTEM V2.00.461  
Humidity:65.0%  
Test Distance:3.160m [K=1.0000]  
Remarks: LAMP:NF2W757GRT-V4 Ra:90  
LENS:KY-XLZ148-24R+HONEYCOMB LOUVER  
NOT DRIVER:48V  
30minutes warm-up

## CU AND LUMINAIRE BUDGETARY ESTIMATE DIAGRAM

Test:U:47.997V I:0.3295A P:15.815W PF:1.0000 Freq:49.99Hz  
Lamp Flux:1709.4x1 lm

NAME: OZ48-KAHL-16	TYPE:	WEIGHT:
SPEC.: 3000K	DIM.:	SERIAL No.: 2412201483
MFR.: RISE	SUR.: 0.00413m2	Shielding Angle:

cc	80%			70%			50%			30%			10%			0
w	50%	30%	10%	50%	30%	10%	50%	30%	10%	50%	30%	10%	50%	30%	10%	0
fc	20%			20%			20%			20%			20%			0
RCR	RCR:Room Cavity Ratio			Coefficients of Utilization(CU)												
0.0	.36	.36	.36	.35	.35	.35	.33	.33	.33	.32	.32	.32	.31	.31	.31	.30
1.0	.34	.33	.33	.33	.33	.32	.32	.32	.31	.31	.31	.30	.30	.30	.29	.29
2.0	.32	.31	.30	.32	.31	.30	.31	.30	.29	.30	.29	.29	.29	.29	.28	.28
3.0	.31	.30	.29	.30	.29	.28	.30	.29	.28	.29	.28	.28	.28	.28	.27	.27
4.0	.29	.28	.27	.29	.28	.27	.28	.27	.27	.28	.27	.26	.27	.27	.26	.26
5.0	.28	.27	.26	.28	.27	.26	.27	.26	.26	.27	.26	.25	.27	.26	.25	.25
6.0	.27	.26	.25	.27	.26	.25	.26	.25	.25	.26	.25	.24	.26	.25	.24	.24
7.0	.26	.25	.24	.26	.25	.24	.26	.24	.24	.25	.24	.24	.25	.24	.23	.23
8.0	.25	.24	.23	.25	.24	.23	.25	.24	.23	.24	.23	.23	.24	.23	.23	.22
9.0	.24	.23	.22	.24	.23	.22	.24	.23	.22	.24	.23	.22	.23	.23	.22	.22
10.0	.24	.22	.21	.23	.22	.21	.23	.22	.21	.23	.22	.21	.23	.22	.21	.21



C Range: 0 - 360DEG  
C Interval: 30.0DEG  
Test Speed: HIGH  
Temperature:25.3℃  
Operators:zoe  
Test Date:2024-12-20

Range: 0 - 180DEG  
Interval: 1.0DEG  
Test System:EVERFINE GO-SPEX500\_V1 SYSTEM V2.00.461  
Humidity:65.0%  
Test Distance:3.160m [K=1.0000]  
Remarks: LAMP:NF2W757GRT-V4 Ra:90  
LENS:KY-XLZ148-24R+HONEYCOMB LOUVER  
NOT DRIVER:48V  
30minutes warm-up



## WEC AND CCEC

Test:U:47.997V I:0.3295A P:15.815W PF:1.0000 Freq:49.99Hz Lamp Flux:1709.4x1 lm		
NAME: OZ48-KAHL-16	TYPE:	WEIGHT:
SPEC.: 3000K	DIM.:	SERIAL No.: 2412201483
MFR.: RISE	SUR.: 0.00413m2	Shielding Angle:

cc	80%			70%			50%			30%			10%			0
w	50%	30%	10%	50%	30%	10%	50%	30%	10%	50%	30%	10%	50%	30%	10%	0
fc	20%			20%			20%			20%			20%			0
RCR	RCR:Room Cavity Ratio						Wall Exitance Coefficients(WEC)									
0.0																
1.0	.043	.024	.008	.041	.023	.007	.037	.021	.007	.034	.020	.006	.031	.018	.006	
2.0	.040	.022	.007	.038	.021	.007	.035	.020	.006	.033	.018	.006	.030	.017	.005	
3.0	.038	.020	.006	.036	.019	.006	.034	.018	.006	.031	.017	.005	.029	.016	.005	
4.0	.035	.018	.005	.034	.018	.005	.032	.017	.005	.030	.016	.005	.028	.015	.005	
5.0	.033	.017	.005	.033	.017	.005	.031	.016	.005	.029	.015	.005	.027	.015	.004	
6.0	.032	.016	.005	.031	.016	.005	.029	.015	.004	.028	.014	.004	.026	.014	.004	
7.0	.030	.015	.004	.030	.015	.004	.028	.014	.004	.027	.014	.004	.026	.013	.004	
8.0	.029	.014	.004	.028	.014	.004	.027	.014	.004	.026	.013	.004	.025	.013	.004	
9.0	.028	.013	.004	.027	.013	.004	.026	.013	.004	.025	.013	.004	.024	.012	.004	
10.0	.027	.013	.004	.026	.013	.004	.025	.012	.003	.024	.012	.003	.023	.012	.003	

cc	80%			70%			50%			30%			10%			0
w	50%	30%	10%	50%	30%	10%	50%	30%	10%	50%	30%	10%	50%	30%	10%	0
fc	20%			20%			20%			20%			20%			0
RCR	RCR:Room Cavity Ratio			Ceiling Cavity Exitance Coefficients(CCEC)												
0.0	.057	.057	.057	.049	.049	.049	.033	.033	.033	.019	.019	.019	.006	.006	.006	
1.0	.051	.047	.044	.043	.041	.038	.030	.028	.026	.017	.016	.015	.005	.005	.005	
2.0	.045	.040	.035	.039	.034	.031	.027	.024	.021	.015	.014	.012	.005	.004	.004	
3.0	.041	.034	.029	.035	.029	.025	.024	.020	.017	.014	.012	.010	.004	.004	.003	
4.0	.037	.030	.023	.032	.026	.020	.022	.018	.014	.013	.010	.008	.004	.003	.003	
5.0	.034	.026	.020	.030	.022	.017	.020	.016	.012	.012	.009	.007	.004	.003	.002	
6.0	.032	.023	.016	.027	.020	.014	.019	.014	.010	.011	.008	.006	.004	.003	.002	
7.0	.030	.020	.014	.025	.018	.012	.018	.012	.009	.010	.007	.005	.003	.002	.002	
8.0	.028	.018	.012	.024	.016	.011	.017	.011	.007	.010	.007	.004	.003	.002	.001	
9.0	.026	.017	.010	.022	.015	.009	.016	.010	.006	.009	.006	.004	.003	.002	.001	
10.0	.025	.015	.009	.021	.013	.008	.015	.009	.006	.009	.006	.003	.003	.002	.001	

C Range: 0 - 360DEG  
C Interval: 30.0DEG  
Test Speed: HIGH  
Temperature:25.3℃  
Operators:zoe  
Test Date:2024-12-20

Range: 0 - 180DEG  
Interval: 1.0DEG  
Test System:EVERFINE GO-SPEX500\_V1 SYSTEM V2.00.461  
Humidity:65.0%  
Test Distance:3.160m [K=1.0000]  
Remarks: LAMP:NF2W757GRT-V4 Ra:90  
LENS:KY-XLZ148-24R+HONEYCOMB LOUVER  
NOT DRIVER:48V  
30minutes warm-up

## UGR(Unified Glare Rating) Table

Test:U:47.997V I:0.3295A P:15.815W PF:1.0000 Freq:49.99Hz Lamp Flux:1709.4x1 lm											
NAME: OZ48-KAHL-16					TYPE:			WEIGHT:			
SPEC.: 3000K					DIM.:			SERIAL No.: 2412201483			
MFR.: RISE					SUR.: 0.00413m2			Shielding Angle:			
ceiling/cavity	0.7	0.7	0.5	0.5	0.3	0.7	0.7	0.5	0.5	0.3	
walls	0.5	0.3	0.5	0.3	0.3	0.5	0.3	0.5	0.3	0.3	
working plane	0.2	0.2	0.2	0.2	0.2	0.2	0.2	0.2	0.2	0.2	
Room dimensions	Viewed crosswise					Viewed endwise					
x = 2H y = 2H	3H	3.7	4.4	3.9	4.6	4.7	3.9	4.6	4.1	4.7	4.9
	4H	3.6	4.2	3.8	4.4	4.6	3.7	4.4	4.0	4.6	4.7
	6H	3.5	4.1	3.7	4.3	4.5	3.6	4.3	3.9	4.5	4.7
	8H	3.4	4.0	3.7	4.2	4.4	3.6	4.1	3.8	4.4	4.6
	12H	3.3	3.9	3.6	4.1	4.4	3.5	4.1	3.8	4.3	4.6
	12H	3.3	3.8	3.6	4.1	4.4	3.5	4.0	3.8	4.3	4.5
4H	2H	3.5	4.1	3.7	4.3	4.5	3.6	4.3	3.9	4.5	4.7
	3H	3.3	3.8	3.6	4.1	4.4	3.5	4.0	3.8	4.3	4.5
	4H	3.2	3.7	3.5	4.0	4.3	3.4	3.9	3.7	4.2	4.5
	6H	3.1	3.5	3.5	3.9	4.2	3.3	3.7	3.6	4.0	4.4
	8H	3.0	3.5	3.4	3.8	4.2	3.2	3.6	3.6	4.0	4.3
	12H	3.0	3.4	3.4	3.7	4.1	3.2	3.5	3.6	3.9	4.3
8H	4H	3.0	3.5	3.4	3.8	4.2	3.2	3.6	3.6	4.0	4.3
	6H	2.9	3.3	3.4	3.7	4.1	3.1	3.4	3.5	3.8	4.2
	8H	2.9	3.2	3.3	3.6	4.0	3.0	3.3	3.5	3.8	4.2
	12H	2.8	3.1	3.3	3.5	4.0	3.0	3.2	3.5	3.7	4.1
12H	4H	3.0	3.4	3.4	3.7	4.1	3.2	3.5	3.6	3.9	4.3
	6H	2.9	3.2	3.3	3.6	4.0	3.0	3.3	3.5	3.8	4.2
	8H	2.8	3.1	3.3	3.5	4.0	3.0	3.2	3.5	3.7	4.1
Variations with the observer position at spacings(CIE Pub.117):											
S = 1.0H	+ 3.6 / -23.0					+ 4.4 / -24.7					
1.5H	+ 6.1 / -20.9					+ 7.0 / -20.7					
2.0H	+ 7.7 / -15.4					+ 7.9 / -15.2					

CIE Pub.117, 1709 lm Total Lamp Luminous Flux Correct (8log(F/F0) = 1.9)  
Area: 0.00413 m2

C Range: 0 - 360DEG  
C Interval: 30.0DEG  
Test Speed: HIGH  
Temperature:25.3℃  
Operators:zoe  
Test Date:2024-12-20

Range: 0 - 180DEG  
Interval: 1.0DEG  
Test System:EVERFINE GO-SPEX500\_V1 SYSTEM V2.00.461  
Humidity:65.0%  
Test Distance:3.160m [K=1.0000]  
Remarks: LAMP:NF2W757GRT-V4 Ra:90  
LENS:KY-XLZ148-24R+HONEYCOMB LOUVER  
NOT DRIVER:48V  
30minutes warm-up

### UTILIZATION FACTORS TABLE

Test:U:47.997V I:0.3295A P:15.815W PF:1.0000 Freq:49.99Hz Lamp Flux:1709.4x1 lm		
NAME: OZ48-KAHL-16	TYPE:	WEIGHT:
SPEC.: 3000K	DIM.:	SERIAL No.: 2412201483
MFR.: RISE	SUR.: 0.00413m2	Shielding Angle:

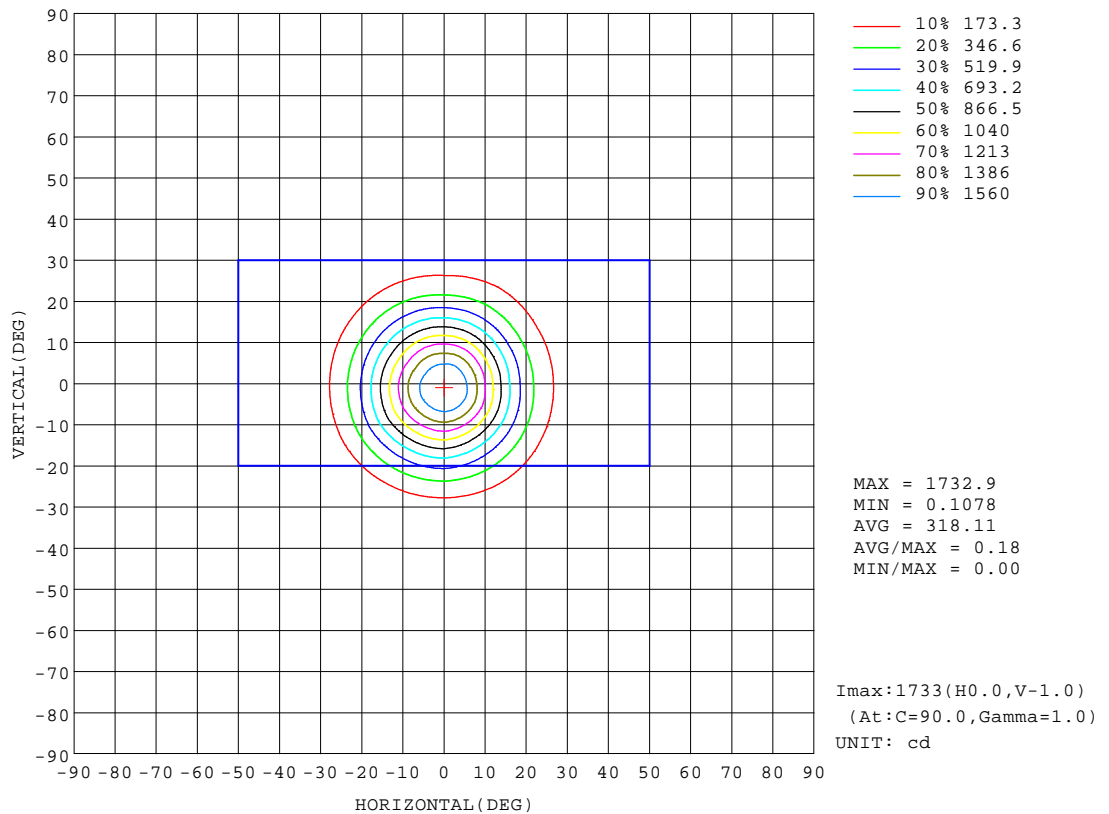
REFLECTANCE										
Ceiling	0.8	0.8	0.8	0.7	0.7	0.7	0.5	0.5	0.5	0
Walls	0.7	0.5	0.3	0.7	0.5	0.3	0.7	0.5	0.3	0
Working plane	0.2	0.2	0.2	0.2	0.2	0.2	0.2	0.2	0.2	0
ROOM INDEX	UTILIZATION FACTORS(PERCENT) $k(RI) \times RCR = 5$									
k = 0.60	27	26	25	27	26	25	27	26	25	24
0.80	30	28	27	29	28	27	29	28	27	26
1.00	31	29	28	30	29	28	30	29	28	27
1.25	32	30	29	31	30	29	31	30	29	28
1.50	32	31	30	32	31	30	31	31	30	29
2.00	33	32	31	33	32	31	32	31	30	29
2.50	34	33	32	33	32	31	32	31	31	29
3.00	34	33	32	33	33	32	32	32	31	29
4.00	35	34	33	34	33	33	33	32	32	30
5.00	35	34	34	34	34	33	33	33	32	30
ROOM INDEX	UF(total)									Direct
According to DIN EN 13032-2 2004			Suspended					SHRNOM = 1.25		

C Range: 0 - 360DEG  
C Interval: 30.0DEG  
Test Speed: HIGH  
Temperature:25.3°C  
Operators:zoe  
Test Date:2024-12-20

Range: 0 - 180DEG  
Interval: 1.0DEG  
Test System:EVERFINE GO-SPEX500\_V1 SYSTEM V2.00.461  
Humidity:65.0%  
Test Distance:3.160m [K=1.0000]  
Remarks: LAMP:NF2W757GRT-V4 Ra:90  
LENS:KY-XLZ148-24R+HONEYCOMB LOUVER  
NOT DRIVER:48V  
30minutes warm-up

## ISOCANDELA DIAGRAM

Test:U:47.997V I:0.3295A P:15.815W PF:1.0000 Freq:49.99Hz Lamp Flux:1709.4x1 lm		
NAME: OZ48-KAHL-16	TYPE:	WEIGHT:
SPEC.: 3000K	DIM.:	SERIAL No.: 2412201483
MFR.: RISE	SUR.: 0.00413m2	Shielding Angle:

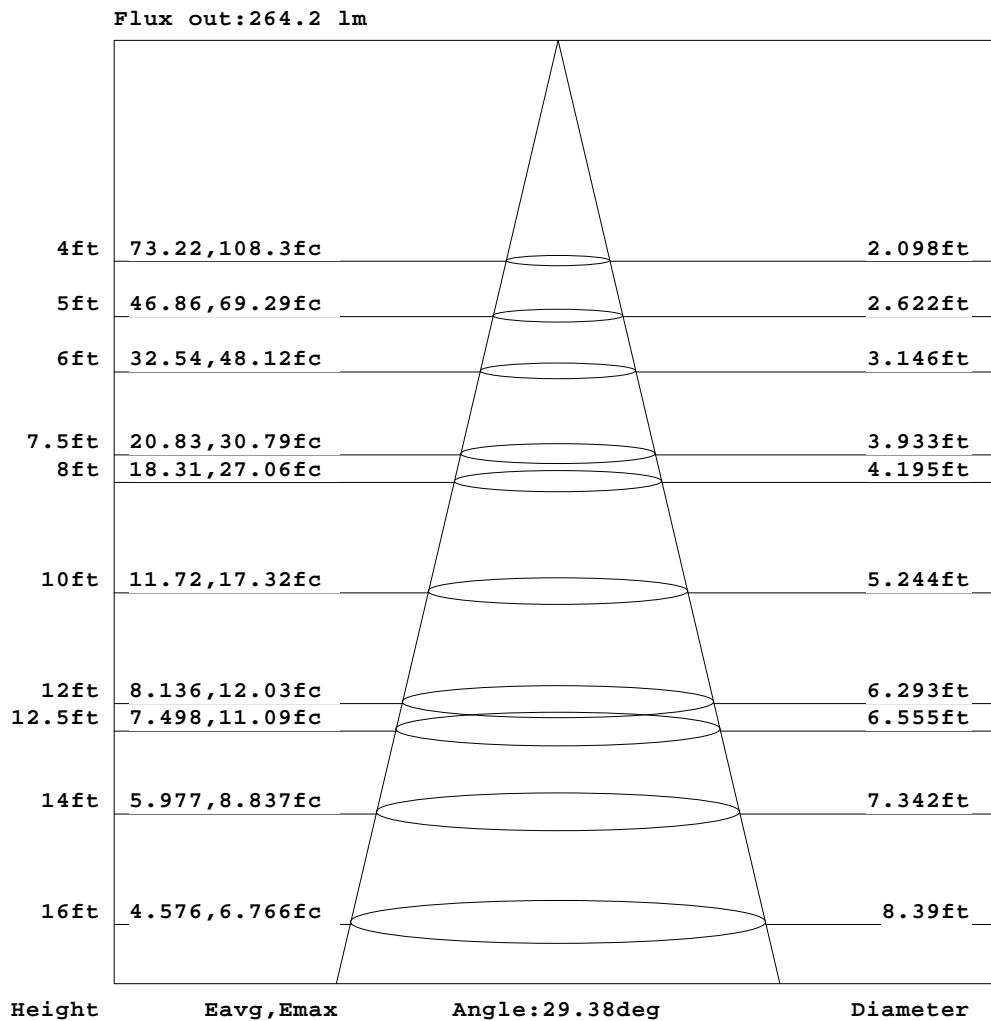


C Range: 0 - 360DEG  
C Interval: 30.0DEG  
Test Speed: HIGH  
Temperature:25.3℃  
Operators:zoe  
Test Date:2024-12-20

Range: 0 - 180DEG  
Interval: 1.0DEG  
Test System:EVERFINE GO-SPEX500\_V1 SYSTEM V2.00.461  
Humidity:65.0%  
Test Distance:3.160m [K=1.0000]  
Remarks: LAMP:NF2W757GRT-V4 Ra:90  
LENS:KY-XLZ148-24R+HONEYCOMB LOUVER  
NOT DRIVER:48V  
30minutes warm-up

## AAI Figure

Test:U:47.997V I:0.3295A P:15.815W PF:1.0000 Freq:49.99Hz Lamp Flux:1709.4x1 lm		
NAME: OZ48-KAHL-16	TYPE:	WEIGHT:
SPEC.: 3000K	DIM.:	SERIAL No.: 2412201483
MFR.: RISE	SUR.: 0.00413m2	Shielding Angle:



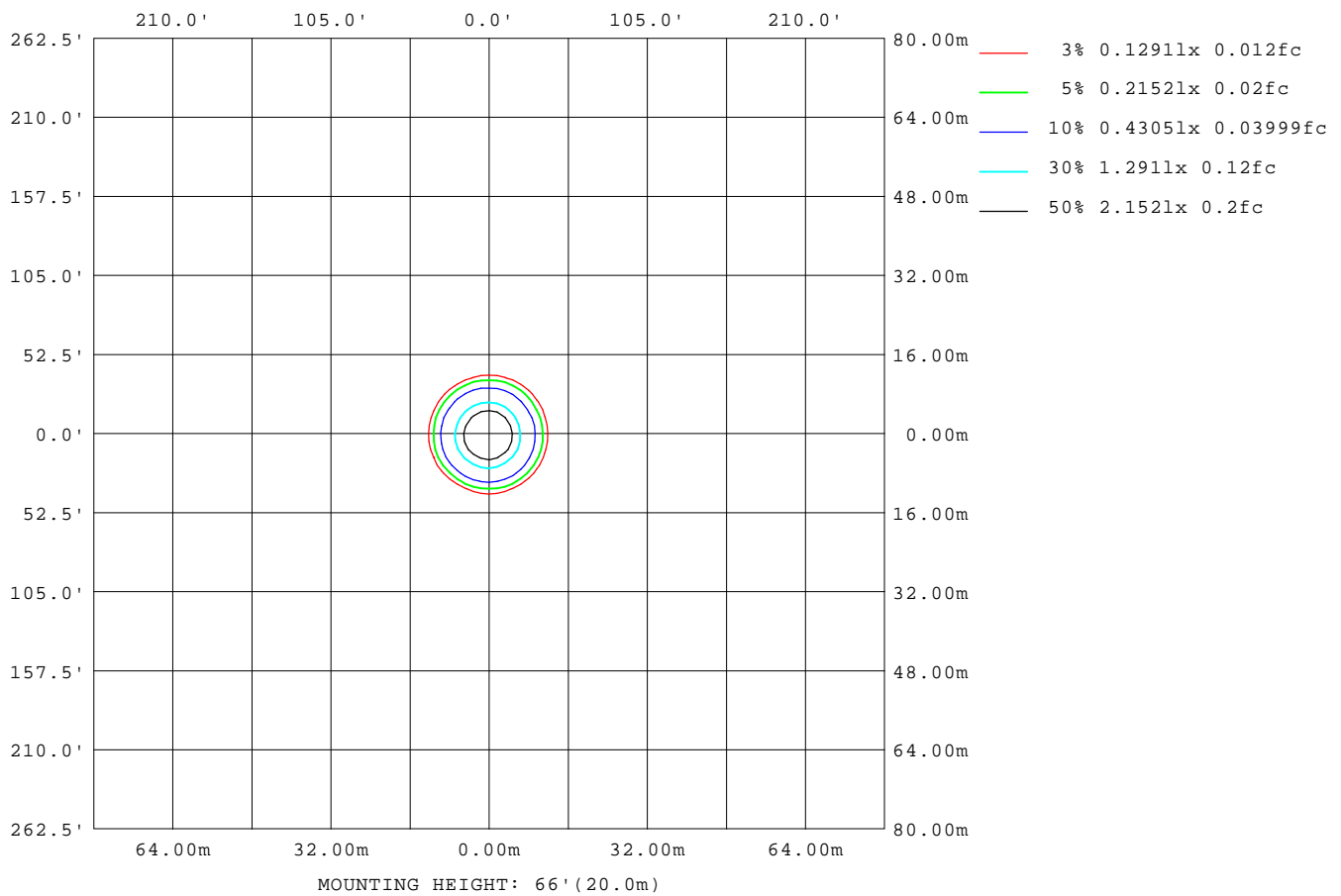
Note: The Curves indicate the illuminated area and the average illumination when the luminaire is at different distance.

C Range: 0 - 360DEG  
C Interval: 30.0DEG  
Test Speed: HIGH  
Temperature: 25.3°C  
Operators: zoe  
Test Date: 2024-12-20

Range: 0 - 180DEG  
Interval: 1.0DEG  
Test System: EVERFINE GO-SPEX500\_V1 SYSTEM V2.00.461  
Humidity: 65.0%  
Test Distance: 3.160m [K=1.0000]  
Remarks: LAMP: NF2W757GRT-V4 Ra: 90  
LENS: KY-XLZ148-24R+HONEYCOMB LOUVER  
NOT DRIVER: 48V  
30minutes warm-up

## ISOLUX DIAGRAM

Test:U:47.997V I:0.3295A P:15.815W PF:1.0000 Freq:49.99Hz Lamp Flux:1709.4x1 lm		
NAME: OZ48-KAHL-16	TYPE:	WEIGHT:
SPEC.: 3000K	DIM.:	SERIAL No.: 2412201483
MFR.: RISE	SUR.: 0.00413m2	Shielding Angle:



C Range: 0 - 360DEG  
C Interval: 30.0DEG  
Test Speed: HIGH  
Temperature: 25.3 °C  
Operators: zoe  
Test Date: 2024-12-20

Range: 0 - 180DEG  
Interval: 1.0DEG  
Test System: EVERFINE GO-SPEX500\_V1 SYSTEM V2.00.461  
Humidity: 65.0%  
Test Distance: 3.160m [K=1.0000]  
Remarks: LAMP: NF2W757GRT-V4 Ra: 90  
LENS: KY-XLZ148-24R+HONEYCOMB LOUVER  
NOT DRIVER: 48V  
30minutes warm-up

## LED Avg.L Report

Test:U:47.997V I:0.3295A P:15.815W PF:1.0000 Freq:49.99Hz Lamp Flux:1709.4x1 lm		
NAME: OZ48-KAHL-16	TYPE:	WEIGHT:
SPEC.: 3000K	DIM.:	SERIAL No.: 2412201483
MFR.: RISE	SUR.: 0.00413m2	Shielding Angle:

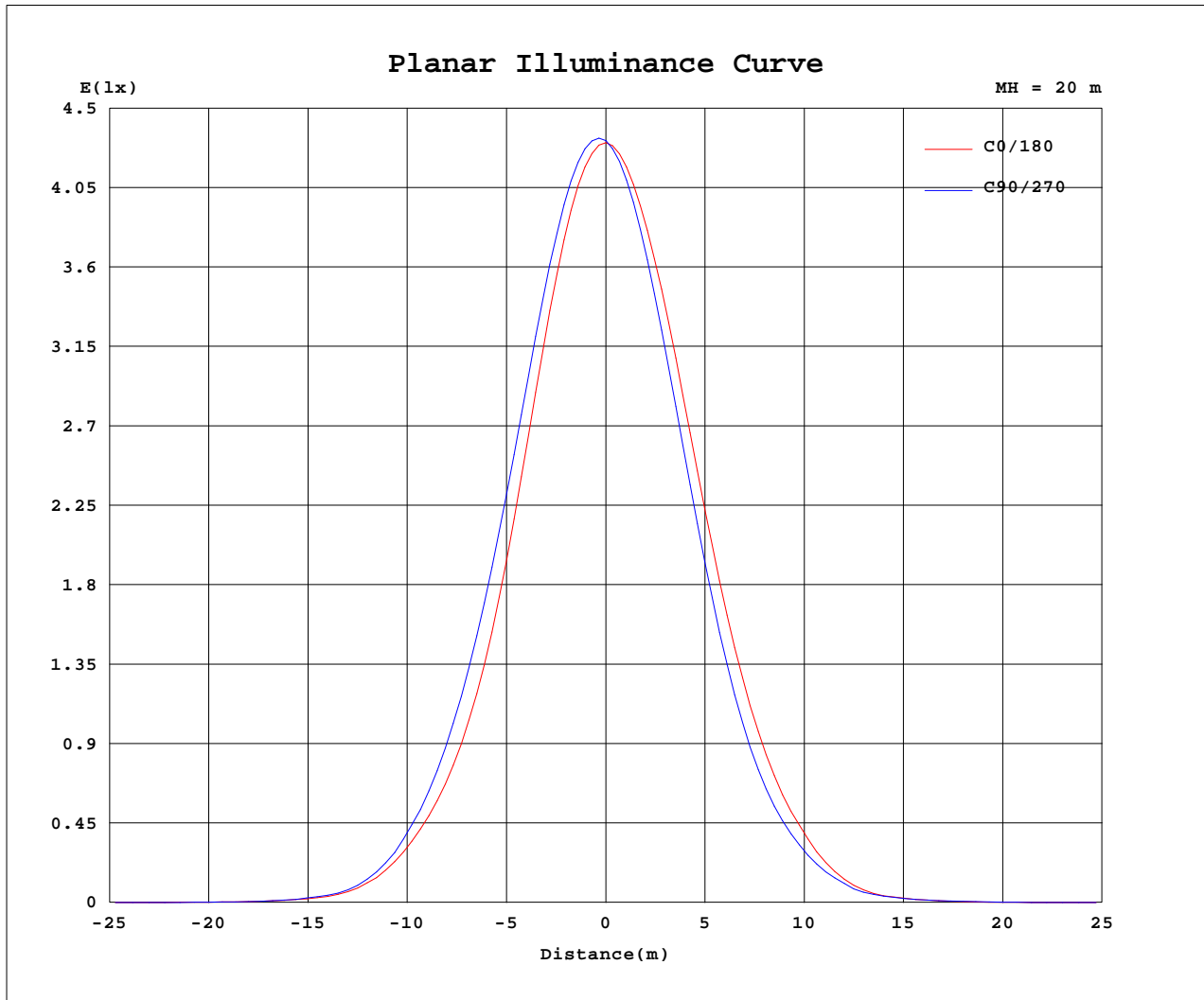
AvgL	cd/m2
L_0~180(65)av	14
L_0~180(75)av	19
L_0~180(85)av	47
L_90~270(65)av	10
L_90~270(75)av	15
L_90~270(85)av	42
L_45(65)av	11
L_45(75)av	12
L_45(85)av	23

Standard: GB/T 29293-2012

C Range: 0 - 360DEG  
C Interval: 30.0DEG  
Test Speed: HIGH  
Temperature:25.3℃  
Operators:zoe  
Test Date:2024-12-20

Range: 0 - 180DEG  
Interval: 1.0DEG  
Test System:EVERFINE GO-SPEX500\_V1 SYSTEM V2.00.461  
Humidity:65.0%  
Test Distance:3.160m [K=1.0000]  
Remarks: LAMP:NF2W757GRT-V4 Ra:90  
LENS:KY-XLZ148-24R+HONEYCOMB LOUVER  
NOT DRIVER:48V  
30minutes warm-up

## Planar Illuminance Curve



C Range: 0 - 360DEG  
 C Interval: 30.0DEG  
 Test Speed: HIGH  
 Temperature: 25.3 °C  
 Operators: zoe  
 Test Date: 2024-12-20

Range: 0 - 180DEG  
 Interval: 1.0DEG  
 Test System: EVERFINE GO-SPEX500\_V1 SYSTEM V2.00.461  
 Humidity: 65.0%  
 Test Distance: 3.160m [K=1.0000]  
 Remarks: LAMP: NF2W757GRT-V4 Ra: 90  
 LENS: KY-XLZ148-24R+HONEYCOMB LOUVER  
 NOT DRIVER: 48V  
 30minutes warm-up



## LUMINOUS DISTRIBUTION INTENSITY DATA

Test:U:47.997V I:0.3295A P:15.815W PF:1.0000 Freq:49.99Hz Lamp Flux:1709.4x1 lm		
NAME: OZ48-KAHL-16	TYPE:	WEIGHT:
SPEC.: 3000K	DIM.:	SERIAL No.: 2412201483
MFR.: RISE	SUR.: 0.00413m2	Shielding Angle:

Table--1

UNIT: cd

C(DEG) (DEG)	0	30	60	90	120	150	180	210	240	270	300	330						
0	1725	1725	1725	1725	1725	1725	1725	1725	1725	1725	1725	1725						
5	1590	1630	1645	1653	1634	1623	1600	1563	1551	1542	1558	1566						
10	1213	1281	1313	1342	1328	1327	1295	1229	1202	1176	1186	1185						
15	771	842	881	934	928	942	901	837	798	767	761	753						
20	435	485	519	563	561	577	539	493	454	424	422	415						
25	225	246	273	284	289	293	279	251	235	210	223	209						
30	87.8	98.7	102	107	103	117	108	102	90.9	86.5	89.2	87.9						
35	26.2	31.4	28.3	30.4	26.4	33.4	28.6	31.1	25.9	26.9	27.2	30.2						
40	9.42	10.7	9.97	9.96	9.14	10.2	9.78	11.1	9.85	10.4	9.64	11.7						
45	3.50	3.54	2.99	2.99	2.49	3.07	2.98	3.31	2.90	3.50	3.18	4.27						
50	1.13	1.07	0.67	0.96	0.58	0.96	1.01	0.94	0.73	1.04	0.83	1.19						
55	0.30	0.15	0.16	0.10	0.16	0.14	0.28	0.15	0.17	0.13	0.17	0.16						
60	0.04	0.03	0.02	0.02	0.02	0.03	0.03	0.03	0.02	0.02	0.02	0.03						
65	0.03	0.02	0.02	0.02	0.02	0.02	0.02	0.02	0.02	0.02	0.02	0.02						
70	0.02	0.02	0.01	0.01	0.02	0.02	0.02	0.02	0.01	0.01	0.01	0.02						
75	0.02	0.01	0.01	0.02	0.01	0.01	0.02	0.01	0.01	0.02	0.01	0.02						
80	0.02	0.01	0.01	0.02	0.01	0.01	0.03	0.01	0.01	0.01	0.01	0.01						
85	0.02	0.01	0.01	0.01	0.01	0.01	0.02	0.01	0.01	0.02	0.01	0.01						
90	0.00	0.00	0.00	0.00	0.00	0.00	0.00	0.00	0.00	0.00	0.00	0.00						
95	0.00	0.00	0.00	0.00	0.00	0.00	0.00	0.00	0.00	0.00	0.00	0.00						
100	0.00	0.00	0.00	0.00	0.00	0.00	0.00	0.00	0.00	0.00	0.00	0.00						
105	0.00	0.00	0.00	0.00	0.00	0.00	0.00	0.00	0.00	0.00	0.00	0.00						
110	0.00	0.00	0.00	0.00	0.00	0.00	0.00	0.00	0.00	0.00	0.00	0.00						
115	0.00	0.00	0.00	0.00	0.00	0.00	0.00	0.00	0.00	0.00	0.00	0.00						
120	0.00	0.00	0.00	0.00	0.00	0.00	0.00	0.00	0.00	0.00	0.00	0.00						
125	0.00	0.00	0.00	0.00	0.00	0.00	0.00	0.00	0.00	0.00	0.00	0.00						
130	0.00	0.00	0.00	0.00	0.00	0.00	0.00	0.00	0.00	0.00	0.00	0.00						
135	0.00	0.00	0.00	0.00	0.00	0.00	0.00	0.00	0.00	0.00	0.00	0.00						
140	0.00	0.00	0.00	0.00	0.00	0.00	0.00	0.00	0.00	0.00	0.00	0.00						
145	0.00	0.00	0.00	0.00	0.00	0.00	0.00	0.00	0.00	0.00	0.00	0.00						
150	0.00	0.00	0.00	0.00	0.00	0.00	0.00	0.00	0.00	0.00	0.00	0.00						
155	0.00	0.00	0.00	0.00	0.00	0.00	0.00	0.00	0.00	0.00	0.00	0.00						
160	0.00	0.00	0.00	0.00	0.00	0.00	0.00	0.00	0.00	0.00	0.00	0.00						
165	0.00	0.00	0.00	0.00	0.00	0.00	0.00	0.00	0.00	0.00	0.00	0.00						
170	0.00	0.00	0.00	0.00	0.00	0.00	0.00	0.00	0.00	0.00	0.00	0.00						
175	0.00	0.00	0.00	0.00	0.00	0.00	0.00	0.00	0.00	0.00	0.00	0.00						
180	0.00	0.00	0.00	0.00	0.00	0.00	0.00	0.00	0.00	0.00	0.00	0.00						

C Range: 0 - 360DEG  
C Interval: 30.0DEG  
Test Speed: HIGH  
Temperature:25.3℃  
Operators:zoe  
Test Date:2024-12-20

Range: 0 - 180DEG  
Interval: 1.0DEG  
Test System:EVERFINE GO-SPEX500\_V1 SYSTEM V2.00.461  
Humidity:65.0%  
Test Distance:3.160m [K=1.0000]  
Remarks: LAMP:NF2W757GRT-V4 Ra:90  
LENS:KY-XLZ148-24R+HONEYCOMB LOUVER  
NOT DRIVER:48V  
30minutes warm-up